

Key Facts on Family Foundations



June 2004 / THE FOUNDATION CENTER

Selected Grantmaker Data, 2002

The Foundation Center has identified more than 31,700 grantmaking independent foundations with measurable donor or donor-family involvement. These “family foundations” represent more than half of all independent foundations and account for similar shares of independent foundations’ giving, assets, and new gifts and bequests from donors. If all of the nation’s family foundations could be identified, these shares would undoubtedly rise.¹

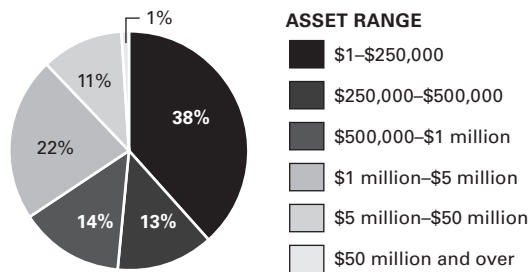
¹ Family foundations are not legally distinct from other independent foundations, requiring the Foundation Center to identify them using several objective and subjective criteria. These criteria include independent foundations with “family” or “families” in their name, a living donor whose surname matches the foundation name, or at least two trustee surnames that match a living or deceased donor’s name, along with any independent foundations that self-identify as family foundations on annual Foundation Center surveys.

Summary Statistics for Family Foundations 1998 and 2002

	1998	2002	% change
No. of Foundations	18,276	29,710	62.6
Total Giving	\$7,194,317	\$12,563,084	74.6
Total Assets	\$154,452,077	\$181,946,691	17.8
Gifts Received	\$12,282,649	\$8,997,276	-26.7

Note: Dollars in thousands. Percent change represents current dollars. Excludes 2,008 family foundations that did not report giving in the latest fiscal year. These foundations held \$1 billion in assets in 2002 and reported gifts received totaling \$614.9 million.

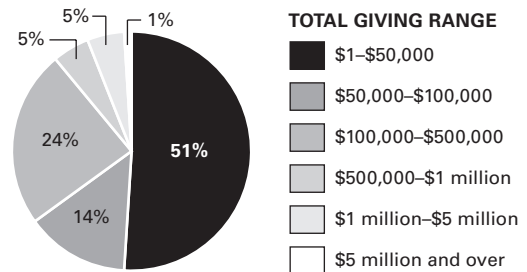
Close to two-thirds of family foundations reported less than \$1 million in assets in 2002



PERCENT OF NUMBER OF FOUNDATIONS

Note: Based on 29,710 grantmaking family foundations. Excludes 2,008 family foundations that did not report giving in the latest fiscal year. Due to rounding, percentages do not total 100.

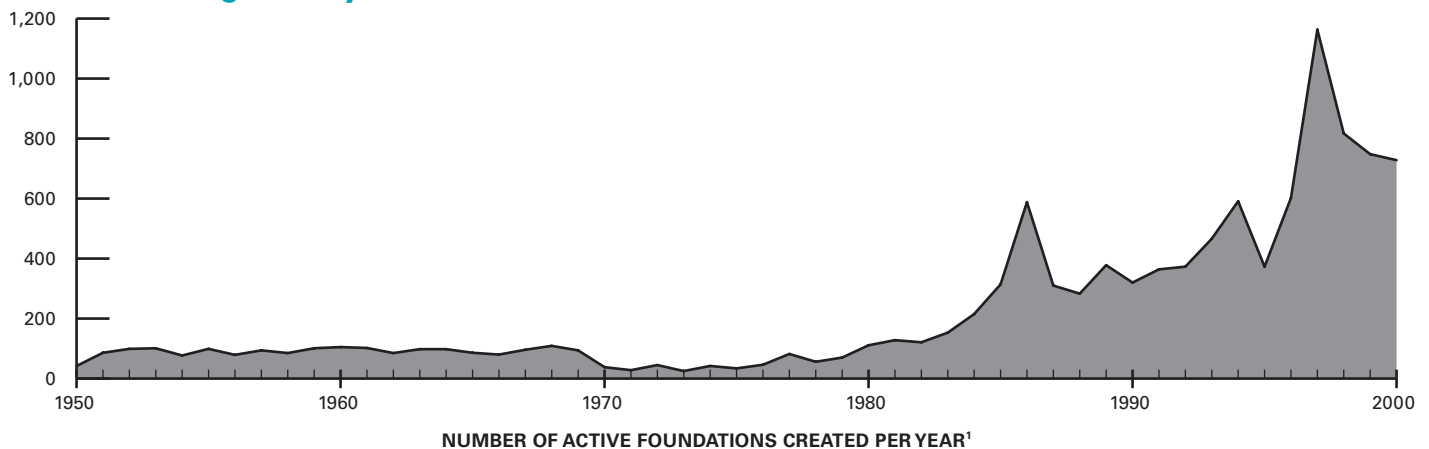
More than half of family foundations reported less than \$50,000 in giving in 2002



PERCENT OF NUMBER OF FOUNDATIONS

Note: Based on 29,710 grantmaking family foundations. Excludes 2,008 family foundations that did not report giving in the latest fiscal year.

Larger family foundation establishment climbed in the late 1980s and 1990s

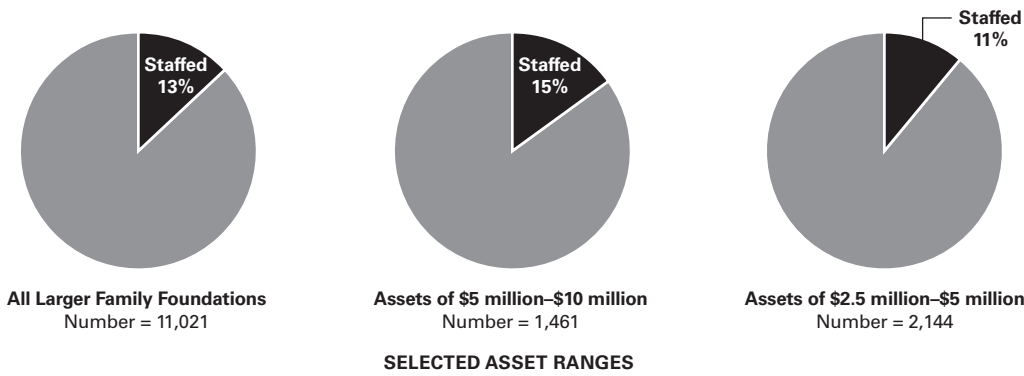


Note: Based on grantmaking family foundations with at least \$1 million in assets or making grants of \$100,000 or more in 2001-2002.

¹ Data incomplete after 1999. A total of 537 grantmaking family foundations established in 2001 or 2002 are currently included in the Foundation Center’s database.

[more on back >>>](#)

Roughly one-in-eight larger family foundations reported staff in 2003



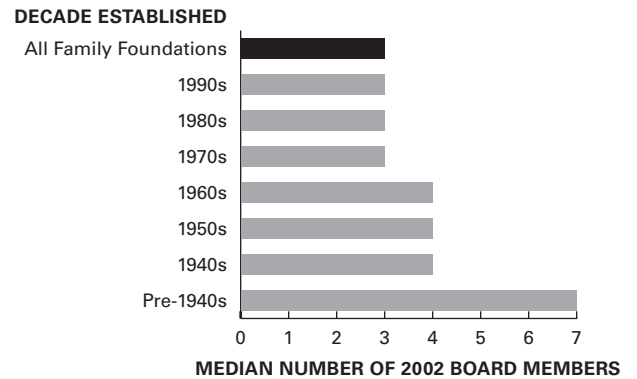
Note: Based on Foundation Center survey of family foundations with at least \$1 million in assets or making grants of \$100,000 or more. A total of 1,414 foundations reported staff.

Selected Giving Patterns, 2002

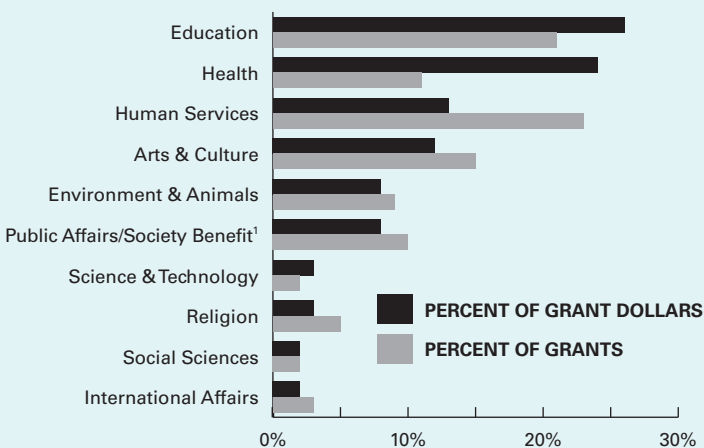
Larger family foundations included in the Foundation Center's 2002 grants sample² were more likely to provide funding for education, the arts, the environment, science and technology, and religion than independent foundations overall. They were less likely to give for health, human services, public affairs/society benefit, the social sciences, and international affairs. By types of support, family foundations directed larger shares of giving for capital projects and student aid than independent foundations overall.

² The Foundation Center's 2002 grants sample database included the grants of \$10,000 or more awarded by 1,005 of the largest U.S. foundations and accounted for over half of grant dollars awarded by all 62,000+ U.S. foundations.

Family foundation board size tends to increase over time

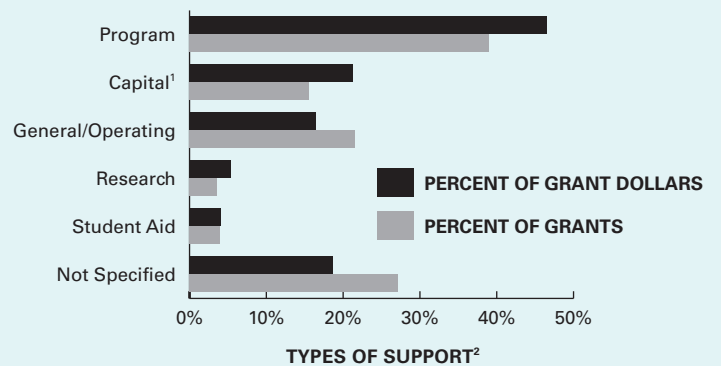


Family foundations favored education and health in 2002



Note: Based on grants of \$10,000 or more awarded by a sample of 429 larger family foundations.
¹ Includes civil rights and social action, community improvement and development, philanthropy and voluntarism, and public affairs.

Family foundations directed the largest share of their 2002 giving for programs



Note: Based on grants of \$10,000 or more awarded by a sample of 429 larger family foundations.
¹ Capital support includes endowment funds.
² Types of support representing at least 4 percent of grant dollars.

Source for all data: The Foundation Center

For more information, contact Steven Lawrence, Director of Research at the Foundation Center, at 212-620-4230, or e-mail, sal@fdncenter.org. "Key Facts on Family Foundations" is available at www.fdncenter.org/research/.